

Traditional Midwifery

PEP Prep Program Curriculum Outline

DFW Community Birth School



Our Beliefs

We believe in the art of ancient traditional midwifery, holistic healing and trusting not just birth but intuition. The need for shared decision making, evidence based and individualized care. Midwifery and out of hospital birth is a safe choice for most low risk families. Midwifery care is proven to save lives and is cost effective. Families who hire midwives have overall higher trust in their provider and satisfaction with their care. We know we need more skilled midwives and believe there is a midwife for every family.

We advocate for learning skills at your own pace with community support and safe apprenticeships. We believe in sustainable practices and continuing education.

Our Curriculum

We are a licensed community birth school through Ancient Art Midwifery Institute. With their partnership they provide our student portals, standard assignments and some online resources. The next slides will show basics topics in our curriculum. The North American's Registry of Midwives Candidate Information Booklet Study Guide is a tool used along with their recommended books for assignments. After speaking with many newly graduated midwives we felt it was important to also incorporate business skills and prepare our students how to set up their own practices.

“Good midwifery is a combination of art, science, experience, and

instinct

–Jennifer Worth

@dfwcommunitybirthschool





Beginning Midwifery Studies



**ONLINE PORTAL
ONGOING ASSIGNMENTS**



HISTORY OF MIDWIFERY



LEGALITIES



MIDWIFERY PRACTICES



**MIDWIFERY MODEL OF
CARE**



**OBSTACLES TO BECOMING A
MIDWIFE**



**COMMUNITY BASED
STANDARDS**



APPRENTICESHIPS



**SAFETY OF OUT OF
HOSPITAL BIRTH**



TRAUMA & HEALING





Beginning Midwifery Studies



BREASTFEEDING



**RISK FACTORS &
ASSESSMENTS**



EVIDENCE BASED CARE



REQUIRED SKILLS



LOCAL RESOURCES



DISPARITIES




NORMAL PHYSIOLOGICAL BIRTH



HOLISTIC AND ALLOPATHIC CARE



FUNCTIONAL NUTRITION



**TRAUMA INFORMED
CARE, TRAUMA &
HEALING**





Advanced Midwifery Studies



MEDICAL TERMINOLOGY



SOAP NOTES & CHARTING



**REPRODUCTIVE ANATOMY
AND PHYSIOLOGY**



**EMBRYOLOGY AND FETAL
DEVELOPMENT**



PREVENTATIVE CARE



**WELL WOMAN & SEXUAL
HEALTH**



**PRENATAL CARE &
COMPLICATIONS**



LABOR & COMPLICATIONS



**BIRTH &
COMPLICATIONS**



**NEWBORNS &
COMPLICATIONS**





Advanced Midwifery Studies



CEASAREAN SECTIONS



**POSTPARTUM &
COMPLICATIONS**



BIRTH PROCESSING



COUNSELING



COLLABORATION



PHARMACEUTICALS



INFORMED CONSENTS



POLICYS & PROCEDURES



SETTING UP A PRACTICE



NARM PREP



Programs

■ In Person 3 year

Our most popular program. Weekly in person classes. Hands on skills and workshops. Apprenticeship guidance & support. NARM prep.

■ In Person 2 year

For students currently in an apprenticeship and needing more guidance in their studies. Includes hands on skills and workshops. NARM prep.

■ Online Only

Curriculum is strictly online. Students have access to follow the in-person syllabus to stay on track. They have the opportunity to travel to hands on skills & workshops. NARM Prep.



Work on
your own
time!

Open Enrollment & Flexability

We encourage students to start with the Fall or Winter cohorts for in-person classes BUT open enrollment is throughout the year. We allow students to pause their studies when needed and come back when the time is right *as stated in the financial agreement.

Study with
your peers!



Community



Community is why DFW Community Birth School was started. The founder wanted a safe space for learning with community midwives, bringing in their skills and knowledge to share with students.



Many midwifery schools are distance learning. While we are working to connect our online students more we feel there is so much value in learning in a group setting together.

Apprenticeships

You will have required hands on skills and births outside the school. Your classmates and admin will be your number one cheerleaders when you start your apprenticeship. Some people chose to wait until they are closer to being done with their studies to start their apprenticeship. Where others are in an active apprenticeship throughout their curriculum studies. Regardless when we will walk along side you so you feel confident.

“ —


New midwives
become great
midwives in the
presence of
great midwives
who care for
new midwives.

- Julie Swain

@dfwcommunitybirthschool



Classes & Workshops

- 1** Classes are held every Tuesday. The school is open from 9am-4pm. Lectures, projects and skills are from 10am-3pm.
 - 2** Workshops are typically held on a Friday or Weekends.
 - 3** Students must be active in their studies to attend workshops. We do allow students not enrolled in our school to attend skills days and workshops for an additional fee.
 - 4** Most workshops are included in tuition please refer to the financial contract.
- 

Next Steps

1 State Laws

Look into your state Certified Professional Midwife laws. Please note we are not a MEAC school. In Texas you must pass the NARM to apply for licensure to practice.

2 NARM

Our school and studies will prepare you to take and pass the North American Registry of Midwives exam. Please familiarize yourself with their [website](#) and Portfolio Evaluation Process application.

3 Apprenticeship 4 Schedule an Interview

You will be required to do an apprenticeship outside your schooling. You will need a NARM registered preceptor. You have 10 years to complete this portion. The average time is 3-5 years.


Please fill out an application [here](#) and schedule an interview today!

You can also email us at hello@dfwcommunitybirthschool.org.





Important Links

- 1** [Student & Financial Contract](#)
 - 2** [Enrollment Fee](#)
 - 3** [Set-up Monthly Tuition Payments](#)
 - 4** [Required Reading](#)
- 

Student Midwife Supplies

LAPTOP OR TABLET & PRINTER

SCANNER OR SCANNER APP

WATCH

STETHESCOPE

MANUAL BLOOD PRESSURE CUFF

TAPE MEASURE

PRACTICE SUTURE KIT

SPONGES *OPTIONAL VAGINA

**PRENATAL BAG & BIRTH
BAG**

**SCRUBS FOR
APPRENTICESHIP**

*All that is needed to start the program is a laptop/tablet, printer and scanner. A list of equipment for practicing midwives will be available when the student is in their primary phase of their apprenticeship